

Scaled data based on original data using  
LM-79-08 Approved Method: Electrical and Photometric Measurements of Solid-  
State Lighting Products

Test Report Prepared for  
Cooper Lighting Solutions  
(formerly Eaton)

Brand: STREETWORKS

Report Number: P652682

Luminaire Tested: **GLAN-SA1C-840-U-T2R-GRSWH**

Issue Date: 5/27/2021

**Test Information**

Test Method: LM-79-08  
Report Number: P652682  
TEST IS SCALED FROM IESNA LM-79-08 TEST DATA (G3-2011-057-10)  
Test Lab: INNOVATION CENTER  
Issue Date: 5/27/2021  
Manufacturer: COOPER LIGHTING SOLUTIONS (FORMERLY EATON)  
Product Line: STREETWORKS  
Catalog Number: GLAN-SA1C-840-U-T2R-GRSWH  
Description: GALLEON AREA AND ROADWAY LUMINAIRE  
(1) 80 CRI, 4000K, 1050mA LIGHTSQUARE WITH 16 LEDS AND TYPE II ROADWAY OPTICS WITH WHITE GLARE REDUCTION SHIELD  
Light Source: -  
Ballast/Driver: ELECTRONIC DRIVER

**Summary**

Lumens per Lamp: N/A  
Luminaire Lumens: 5257.1 lumens  
Efficiency: N/A  
Efficacy: 92.2 lumens/watt  
Luminous Opening: Rectangular (W 0.5' x L: 0.5' x H: 0')  
IES Classification: Type II - Short  
BUG Rating: B1 - U0 - G1

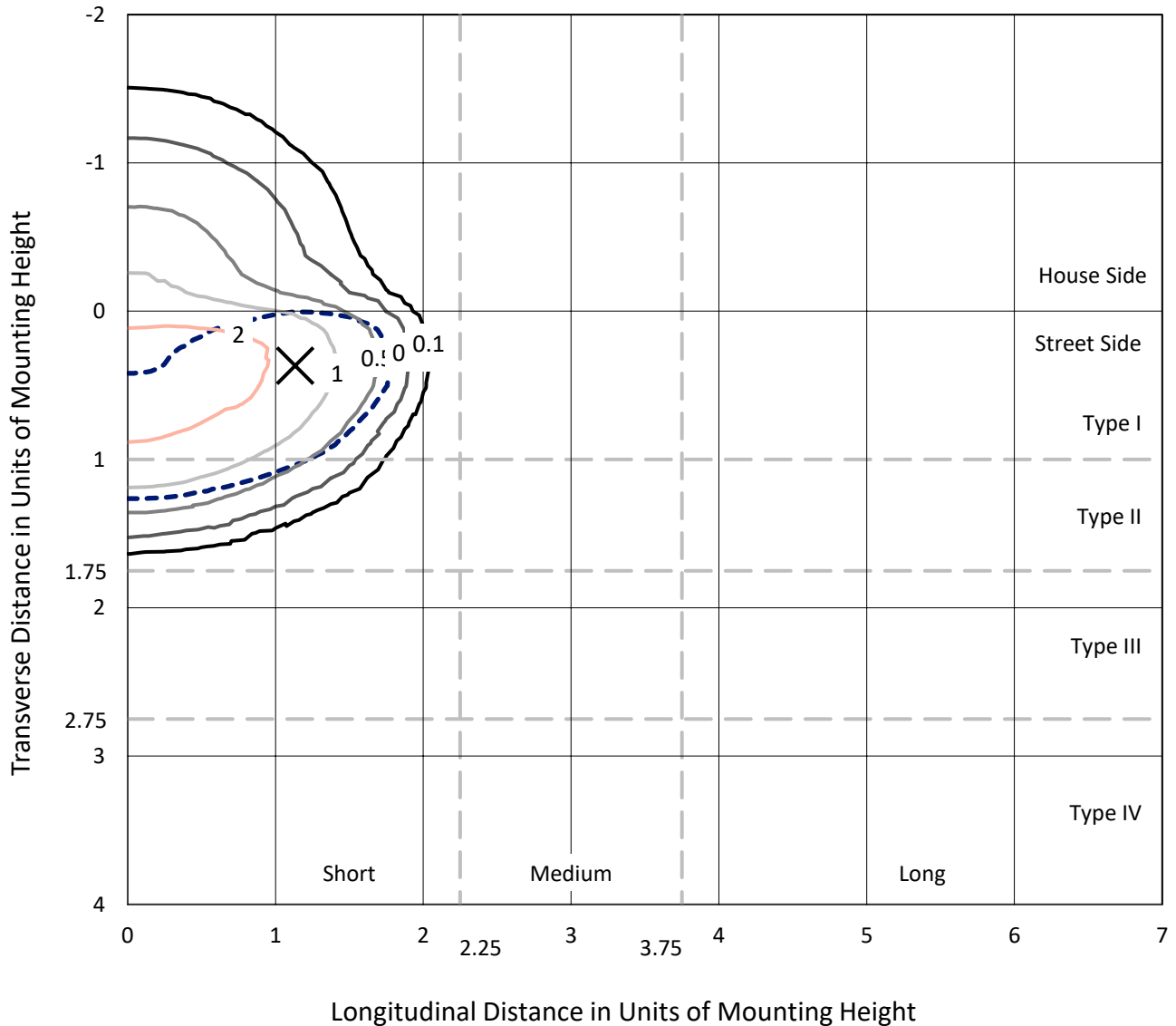
Input Watts (W): 57  
Input Voltage (V): NR  
Input Current (Ain): NR  
Voltage Rise (V): NR  
Power Factor: NR  
Total Harmonic Distortion (THDi): NR  
Frequency (hertz): 60  
Stabilization Time: NR  
Operation Time: NR  
Ambient Temperature (°C): NR  
Test Distance: 24 FT



REPORT NUMBER: P652682  
 CATALOG NUMBER: GLAN-SA1C-840-U-T2R-GRSWH

### Iso-Footcandle Lines of Horizontal Illumination

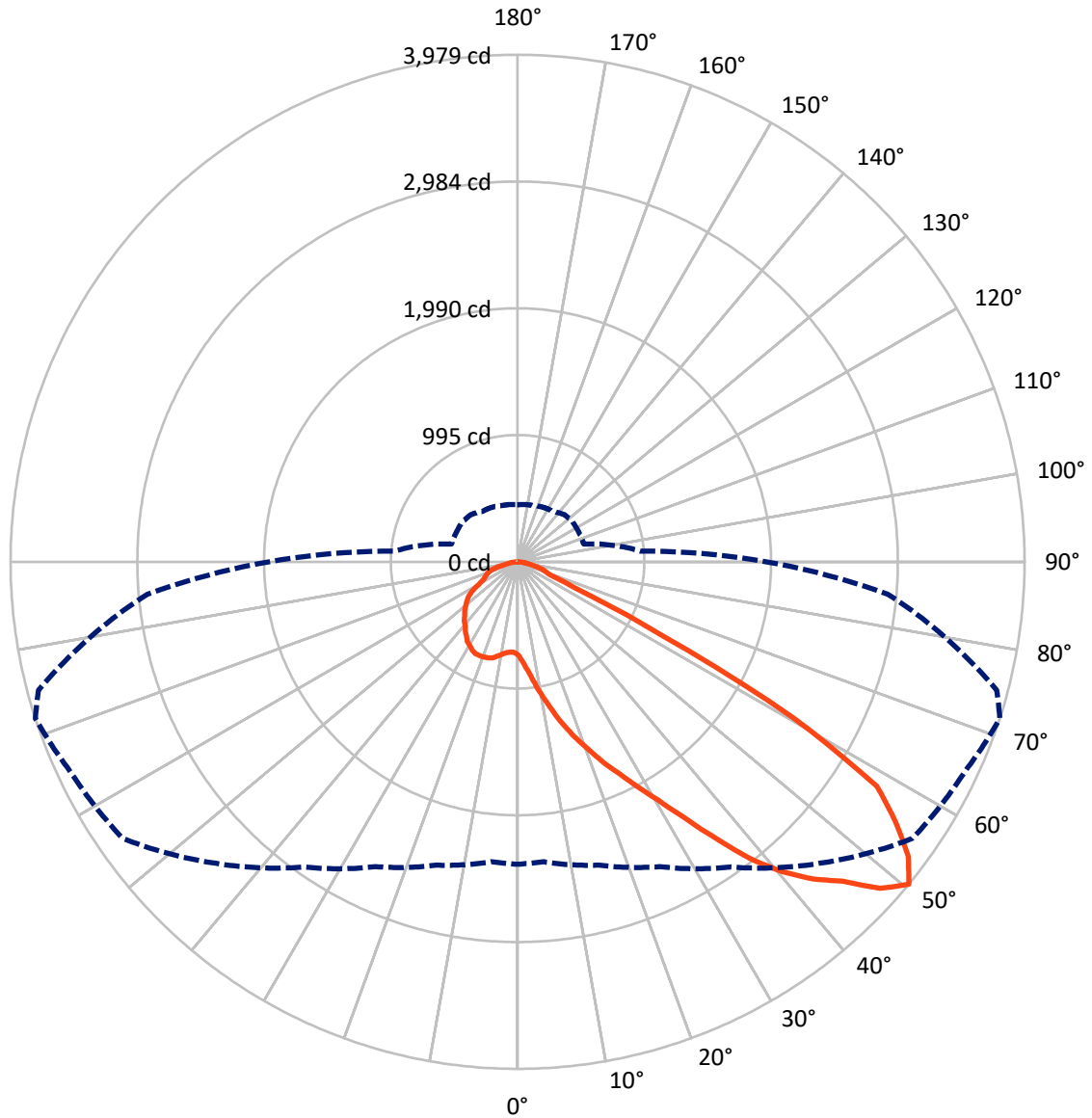
× Max cd  
 - - - 1/2 Max cd



Based on 25 foot mounting height. Maximum calculated value = 2.6 fc  
 Type II - Short - N/A

REPORT NUMBER: P652682  
CATALOG NUMBER: GLAN-SA1C-840-U-T2R-GRSWH

### Luminous Intensity Polar Plot



— Vertical Plane Through 72-Deg Lateral      - - - Horizontal Cone Through 50-Deg Vertical



REPORT NUMBER: P652682  
 CATALOG NUMBER: GLAN-SA1C-840-U-T2R-GRSWH

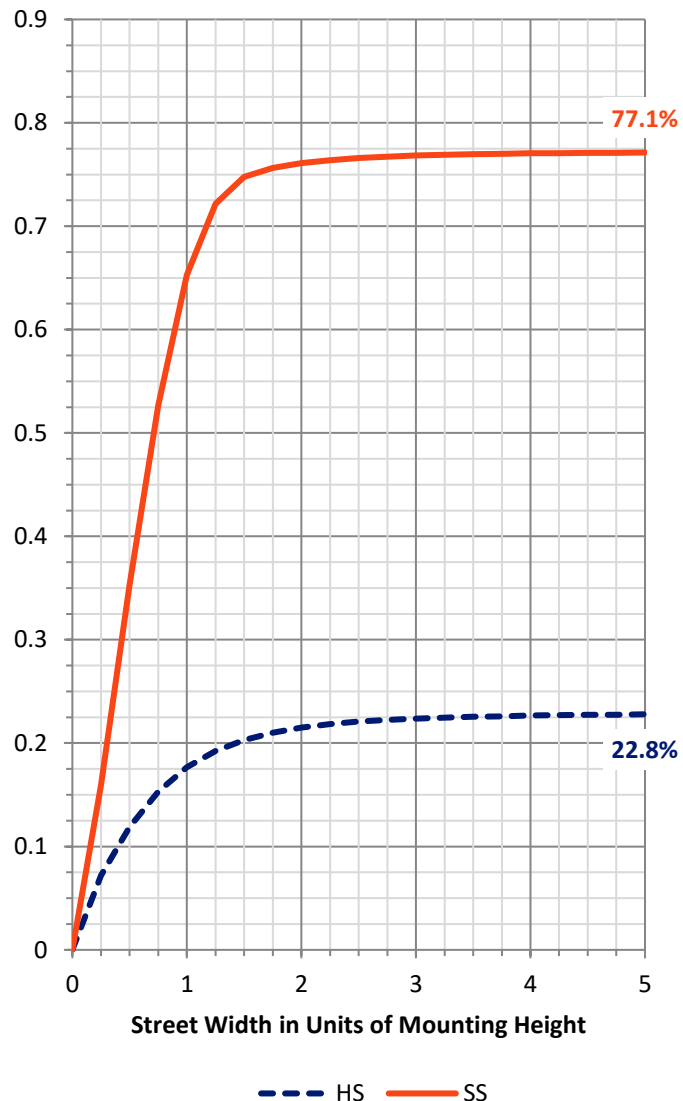
**FLUX DISTRIBUTION:**

		Downward	Upward	Total
<b>House Side</b>	Lumens	1204.4	0.0	1204.4
	% Fixture	22.9	0.0	22.9
<b>Street Side</b>	Lumens	4052.6	0.0	4052.6
	% Fixture	77.1	0.0	77.1
<b>Total</b>	Lumens	5257.1	0.0	5257.1
	% Fixture	100.0	0.0	100.0

**ZONAL LUMENS:**

Zone	Lumens	% Fixture
0°-10°	86.1	1.6
10°-20°	321.8	6.1
20°-30°	624.0	11.9
30°-40°	1033.7	19.7
40°-50°	1446.3	27.5
50°-60°	1220.2	23.2
60°-70°	371.9	7.1
70°-80°	130.5	2.5
80°-90°	22.7	0.4
90°-100°	0.0	0.0
100°-110°	0.0	0.0
110°-120°	0.0	0.0
120°-130°	0.0	0.0
130°-140°	0.0	0.0
140°-150°	0.0	0.0
150°-160°	0.0	0.0
160°-170°	0.0	0.0
170°-180°	0.0	0.0
0°-90°	5257.1	100.0
0°-180°	5257.1	100.0

**Coefficient of Utilization**

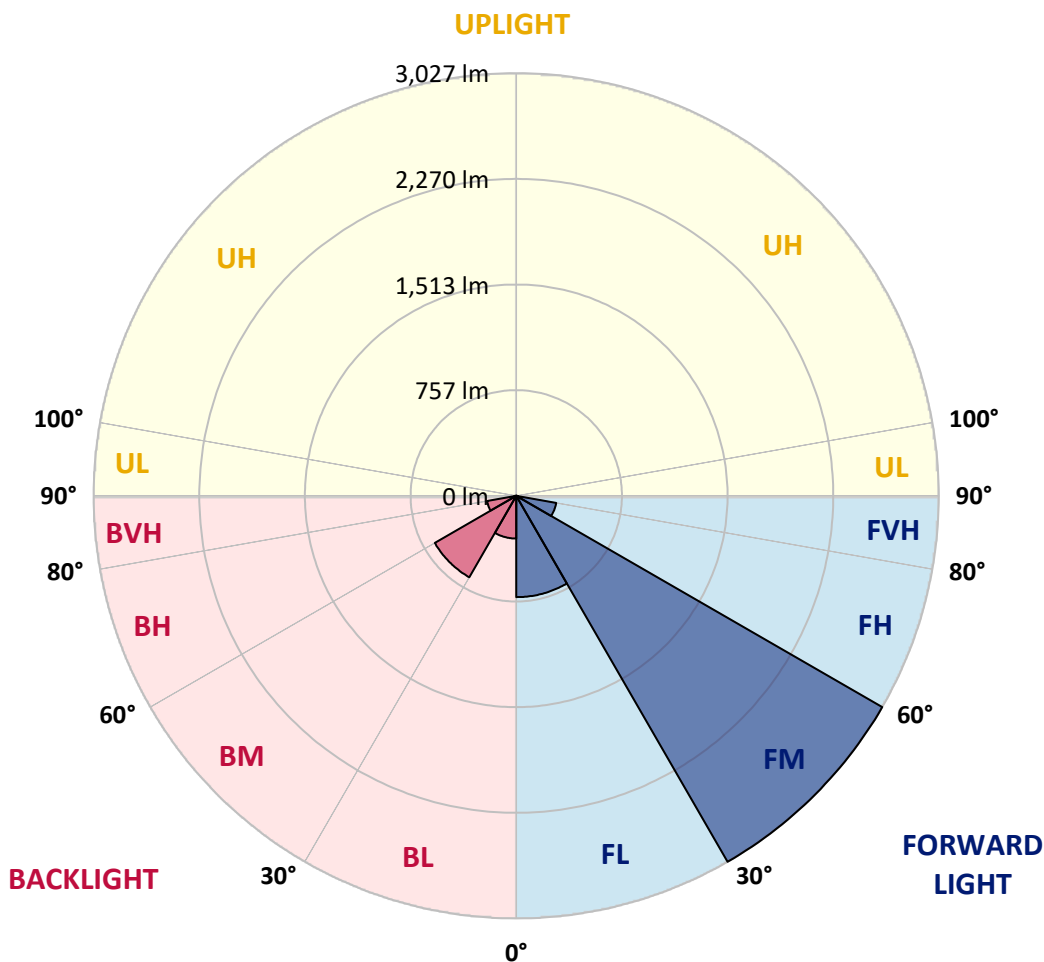


REPORT NUMBER: P652682  
 CATALOG NUMBER: GLAN-SA1C-840-U-T2R-GRSWH

**LUMINAIRE CLASSIFICATION SYSTEM LUMEN TABLE AND BUG RATING:**

Zone	Lumens	% Fixture	Zone Rating/Lumen Limit		
			B	U	G
FL (0°-30°)	725.7	13.8			
FM (30°-60°)	3026.6	57.6			
FH (60°-80°)	290.2	5.5			G0/660
FVH (80°-90°)	10.2	0.2			G1/100
BL (0°-30°)	306.2	5.8	B1/500		
BM (30°-60°)	673.5	12.8	B1/1000		
BH (60°-80°)	212.2	4.0	B1/500		G1/500
BVH (80°-90°)	12.5	0.2			G1/100
UL (90°-100°)	0.0	0.0		U0/0	
UH (100°-180°)	0.0	0.0		U0/0	

**BUG Rating: B1-U0-G1**  
 Type II Short





REPORT NUMBER: P652682

CATALOG NUMBER: GLAN-SA1C-840-U-T2R-GRSWH

**CANDELA DISTRIBUTION (FULL):**

	0°	5°	15°	25°	35°	45°	55°	65°	72°	75°	85°
0°	731.8	731.8	731.8	731.8	731.8	731.8	731.8	731.8	731.8	731.8	731.8
2.5°	941.3	935.4	917.9	912.1	891.2	853.4	840.5	802.1	785.8	770.9	753.3
5°	1190.4	1163.1	1161.2	1128.0	1079.8	1051.9	968.6	912.7	861.3	835.3	787.1
7.5°	1349.1	1349.8	1349.8	1322.5	1284.1	1213.2	1138.4	1037.5	960.2	921.8	839.8
10°	1500.1	1487.1	1479.9	1477.3	1451.3	1382.4	1302.4	1177.4	1071.4	1026.5	879.5
12.5°	1606.8	1595.7	1611.9	1603.5	1584.7	1539.8	1464.3	1321.9	1189.2	1128.6	943.3
15°	1657.5	1665.3	1678.3	1701.8	1693.3	1676.4	1593.1	1470.2	1316.0	1247.7	999.9
17.5°	1735.6	1714.1	1729.7	1759.0	1782.4	1774.6	1727.2	1577.5	1441.6	1357.6	1076.0
20°	1790.2	1777.9	1785.7	1819.5	1837.1	1881.3	1856.6	1718.0	1561.9	1473.4	1165.7
22.5°	1946.3	1928.2	1902.8	1908.0	1914.5	1945.7	1951.5	1872.2	1701.8	1608.1	1250.9
25°	2138.9	2122.0	2092.1	2061.5	2042.6	2036.7	2056.9	1993.2	1835.7	1738.9	1342.7
27.5°	2350.9	2322.3	2303.5	2240.3	2189.6	2181.8	2172.1	2137.6	1994.5	1889.7	1446.1
30°	2557.1	2534.4	2509.0	2408.2	2355.6	2347.1	2299.0	2308.7	2166.8	2050.4	1563.2
32.5°	2713.3	2715.3	2657.4	2581.3	2531.8	2486.9	2469.3	2497.3	2388.0	2294.4	1693.9
35°	2839.5	2845.4	2790.1	2721.1	2667.7	2699.0	2691.2	2704.2	2652.2	2537.6	1846.2
37.5°	2962.4	2933.2	2873.9	2840.8	2812.8	2864.2	2930.5	2941.6	2951.4	2816.8	2023.1
40°	2982.6	2985.2	2950.7	2974.2	2939.0	3016.4	3170.7	3156.3	3196.0	3078.2	2215.0
42.5°	2954.0	2959.8	2973.5	3006.7	3091.3	3184.3	3413.3	3354.7	3402.9	3298.1	2401.7
45°	2907.2	2883.1	2900.0	3026.2	3172.6	3379.5	3635.1	3589.6	3573.9	3486.1	2624.2
47.5°	2683.4	2708.1	2760.8	2916.3	3136.2	3413.3	3792.5	3782.1	3828.9	3767.2	2826.5
50°	2373.0	2363.3	2464.8	2639.8	2923.4	3346.9	3784.1	3878.4	3979.2	3893.3	2916.9
52.5°	1777.2	1829.3	1916.4	2133.7	2538.3	2985.2	3599.3	3756.7	3838.7	3820.5	2844.1
55°	1123.4	1139.1	1191.8	1450.0	1814.3	2395.8	3085.4	3450.4	3596.7	3665.0	2777.1
57.5°	545.8	516.5	580.9	788.4	1048.0	1611.4	2379.6	3005.4	3323.5	3447.1	2631.3
60°	284.9	295.9	321.3	395.5	541.9	836.5	1483.2	2002.9	2488.9	2678.8	1994.5
62.5°	236.2	240.0	256.9	294.0	360.4	481.4	757.2	976.4	1269.2	1440.2	1134.5
65°	200.3	202.3	220.5	245.2	287.5	338.9	389.6	407.9	493.8	506.8	403.3
67.5°	167.2	169.1	188.6	212.1	239.3	253.1	266.1	264.7	274.5	270.6	270.0
70°	128.8	130.8	151.0	175.6	189.3	181.5	221.9	230.9	234.8	238.1	243.3
72.5°	93.0	97.0	112.5	130.1	123.0	141.2	182.8	196.5	201.7	203.6	210.1
75°	67.6	69.0	72.8	67.6	78.0	98.2	128.8	145.7	152.2	154.2	163.9
77.5°	29.9	30.6	31.2	39.0	50.1	61.1	76.8	90.4	99.5	102.1	104.7
80°	15.6	16.2	20.2	26.7	35.7	44.9	55.9	63.7	69.6	70.2	72.8
82.5°	9.8	10.4	14.3	18.8	25.4	33.1	41.0	47.5	52.1	52.7	53.3
85°	4.5	5.9	8.5	11.7	16.9	21.4	22.1	18.8	20.2	20.9	19.5
87.5°	1.3	1.9	2.6	1.9	2.6	2.6	3.3	3.9	3.9	3.9	4.5
90°	0.0	0.0	0.0	0.0	0.0	0.0	0.0	0.0	0.0	0.0	0.0



REPORT NUMBER: P652682  
 CATALOG NUMBER: GLAN-SA1C-840-U-T2R-GRSWH

**CANDELA DISTRIBUTION (continued):**

	90°	95°	105°	115°	125°	135°	145°	155°	165°	175°	180°
0°	731.8	731.8	731.8	731.8	731.8	731.8	731.8	731.8	731.8	731.8	731.8
2.5°	743.5	737.7	714.9	706.4	684.3	688.3	676.5	675.9	673.3	672.6	672.0
5°	761.8	743.5	716.2	695.4	683.1	681.7	673.3	673.3	675.9	677.8	673.3
7.5°	791.7	770.9	724.7	705.2	694.1	692.1	686.3	681.7	687.6	685.7	680.5
10°	826.2	789.7	740.9	724.0	705.9	701.2	701.2	703.2	693.5	696.7	691.5
12.5°	864.5	815.8	761.8	742.3	720.7	718.1	716.9	702.6	707.8	705.2	692.1
15°	913.3	845.7	788.4	755.2	737.1	725.4	708.4	705.9	702.6	696.0	690.2
17.5°	966.1	878.2	800.8	759.2	731.8	723.3	710.4	696.7	686.9	688.3	683.7
20°	1010.9	908.1	805.3	763.0	728.0	711.7	691.5	683.1	672.6	672.0	671.4
22.5°	1064.3	948.5	811.8	752.6	716.2	699.3	685.7	670.7	663.5	654.4	659.0
25°	1128.0	964.0	813.2	746.8	707.8	677.8	670.7	654.4	651.9	638.8	641.4
27.5°	1174.2	972.5	802.7	728.6	688.3	665.5	652.4	640.8	636.2	626.5	623.9
30°	1236.0	985.6	780.6	705.9	668.8	643.4	635.5	632.9	619.9	609.6	608.2
32.5°	1306.2	994.0	766.3	682.4	648.6	629.1	632.9	620.6	604.3	595.3	592.7
35°	1362.2	997.3	730.5	655.7	634.9	622.5	618.0	615.4	592.0	583.5	577.0
37.5°	1447.4	990.1	700.6	636.9	619.9	615.4	611.5	593.9	567.3	554.9	545.8
40°	1546.9	988.2	662.2	610.1	605.6	610.8	599.1	571.8	534.7	521.1	514.5
42.5°	1642.6	1001.8	638.2	595.8	590.0	592.0	575.7	534.7	516.5	508.7	498.3
45°	1802.6	1030.4	598.5	573.7	571.1	569.9	550.4	507.4	497.0	487.3	485.3
47.5°	1947.0	1011.6	573.1	551.0	553.6	546.4	504.8	491.1	479.5	469.7	466.4
50°	1955.5	966.6	537.3	533.4	534.0	521.8	482.1	472.9	457.9	451.4	446.9
52.5°	1911.3	893.1	504.2	505.4	507.4	487.3	454.1	447.6	435.2	426.1	423.5
55°	1787.0	778.7	471.6	476.8	482.1	443.6	433.3	417.0	407.2	394.2	394.8
57.5°	1574.3	627.1	426.1	434.5	445.6	403.3	395.5	375.3	361.0	350.6	349.4
60°	1055.1	446.2	357.8	361.0	385.8	368.9	368.2	348.0	328.5	319.4	314.2
62.5°	622.5	340.9	309.0	305.7	305.1	314.9	331.1	324.0	298.6	281.1	286.2
65°	325.9	294.7	287.5	276.4	270.0	267.4	279.7	283.0	266.1	247.2	245.9
67.5°	273.8	273.8	268.0	264.1	255.0	244.0	236.2	225.7	223.1	217.9	211.4
70°	249.2	255.7	253.7	244.6	236.8	224.5	204.3	187.4	171.1	165.3	169.1
72.5°	217.3	223.8	223.8	219.2	208.8	190.0	170.5	151.0	137.3	126.8	125.6
75°	167.2	170.5	178.2	173.1	159.4	147.7	127.5	107.3	94.4	84.6	82.6
77.5°	106.7	111.9	111.9	111.3	101.5	90.4	77.4	63.1	53.3	46.2	44.2
80°	70.9	74.2	76.8	74.2	67.6	59.2	49.5	39.7	32.5	26.7	25.4
82.5°	52.1	55.9	57.9	55.3	48.8	42.3	35.2	28.0	20.9	16.2	15.0
85°	20.2	20.9	23.4	28.0	27.3	26.7	21.4	15.6	11.7	8.5	7.8
87.5°	5.2	4.5	5.2	5.2	4.5	3.9	3.9	3.9	3.9	1.9	2.6
90°	0.0	0.0	0.0	0.0	0.0	0.0	0.0	0.0	0.0	0.0	0.0

(END OF REPORT)